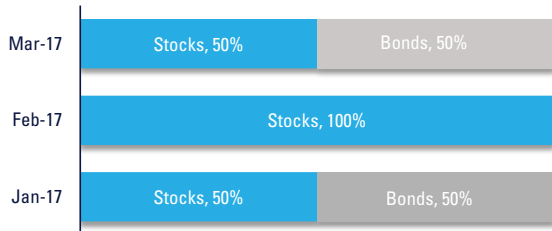




Tactical Core® US Fund

CLASS A: GHUAX | CLASS C: GHUCX | CLASS I: GHUIX

STRATEGY ALLOCATION ⁴



CHARACTERISTICS

Inception Date: December 31, 2012

As of: March 31, 2017

RISK MEASURES ⁵	GHUAX	BENCHMARK
Standard Deviation	10.01%	10.13%
Alpha	-8.01%	-
Beta	0.61	1.00
R2	0.38	1.00
Correlation	0.62	-
Sortino Ratio	0.16	3.14
Sharpe Ratio	0.09	1.43
Upside Capture	45.39%	100%
Downside Capture	115.77%	100%

	PERFORMANCE (NET OF FEES) ^{1, 2, 3}				
	ANNUALIZED TOTAL RETURN				
	QTD	YTD	1-YEAR	3-YEAR	INCEPTION*
GHUAX NAV	1.52%	1.52%	15.92%	-2.66%	0.44%
GHUAX LOAD	-4.29%	-4.29%	9.24%	-4.55%	-0.95%
GHUCX NAV	1.35%	1.35%	15.13%	-3.38%	-0.36%
GHUIX NAV	1.60%	1.60%	16.25%	-2.40%	0.70%
BENCHMARK	6.07%	6.07%	17.17%	10.37%	15.01%

* GHUAX and GHUIX inception is December 31, 2012. GHUCX inception is January 4, 2013. Inception for the benchmark is calculated from December 31, 2012.

The maximum sales charge (load) for GHUAX is 5.75%. The performance data quoted here represents past performance. For more current performance information to the most recent month-end, please call toll-free 877-270-2848 or visit our website, www.ghf-funds.com. Current performance may be lower or higher than the performance data quoted above. Past performance is no guarantee of future results. The investment return and principal value of an investment in the Fund will fluctuate so that investors' shares, when redeemed, may be worth more or less than their original cost. The Fund's investment adviser has contractually agreed to reduce its fees and/or absorb expenses until at least January 31, 2018, to ensure that net annual, operating expenses of the Class A, C and I Shares will not exceed 1.40%, 2.15%, and 1.15% respectively, subject to possible recoupment from the Fund in future years. Without these waivers, the Class A, C, and I share total annual operating expenses would be 1.79%, 2.54% and 1.54%. Please review the Fund's prospectus for more information regarding the Fund's fees and expenses.

INVESTMENT PHILOSOPHY

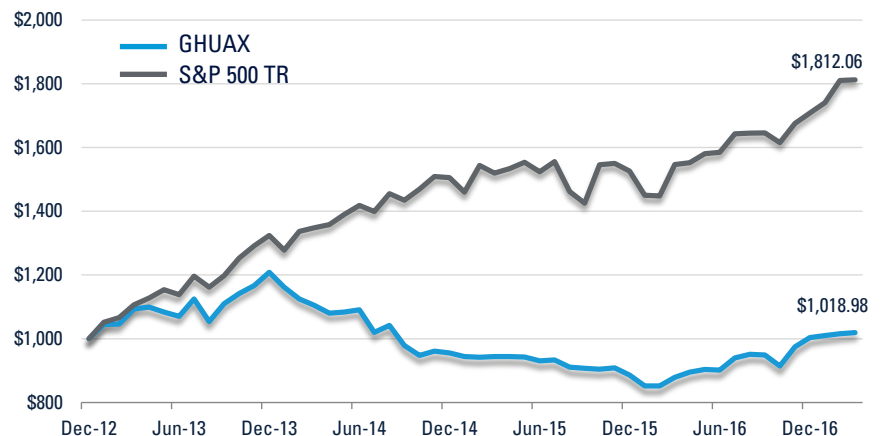
The underlying premise of the Fund is that equity prices are driven by changes in Equity Risk Premiums and that these premiums vary with time and the business cycle. Equity Risk Premium is a term used to describe the excess return that the market provides over a risk-free rate. The excess return compensates investors for taking on the relatively higher risk of the equity market. The Adviser believes that during periods of market stress and exuberance, stock price variation is due almost exclusively to changing Equity Risk Premiums rather than company earnings or expected profits.

By monitoring inputs such as market momentum, general economic conditions and US Treasury bond yields at different maturities, the Adviser seeks to identify times when equity exposure is more or less favorable and adjusts the portfolio allocation accordingly. At any given time, the Fund's Portfolio will be invested in all equities, all treasuries or amongst both.

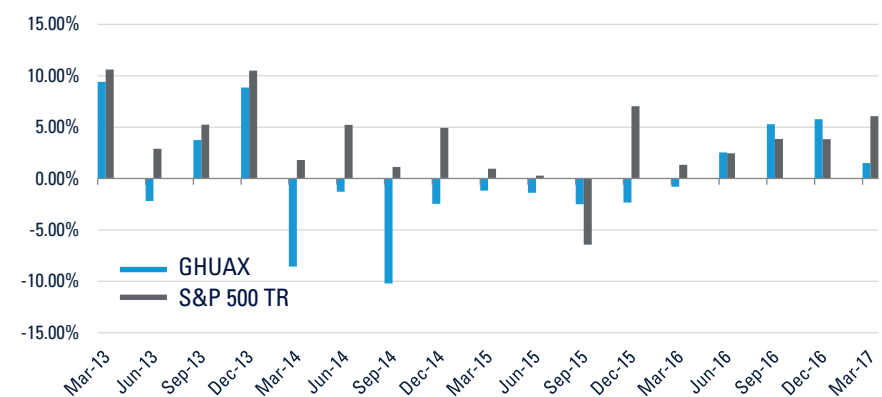
INVESTMENT APPROACH

- Generate total return from capital appreciation and income
- Seeks to invest in the US stock market during sustained rallies
- Seeks to invest defensively in US Treasury bonds during weak equity market conditions
- Invests in all equities, all treasuries or amongst both
- Tactically adjusts the Fund's equity market capitalization and treasury duration exposure

GROWTH OF A \$1,000 INVESTMENT (NET OF FEES) ^{1, 2, 3}



QUARTERLY RETURNS (NET OF FEES) ^{1, 2, 3}



There is no guarantee that any investment will achieve its objectives. Data quoted is past performance and current performance may be lower or higher. Past performance is no guarantee of future results. Investment return and principal value of an investment will fluctuate, and shares, when redeemed, may be worth more or less than their original cost.



Tactical Core[®] US Fund

CLASS A: GHUAX | CLASS C: GHUCX | CLASS I: GHUIX

DISCLOSURES

Prospectus Offering Disclosure: Investors should carefully consider the investment objectives, risks, charges and expenses of the Good Harbor Tactical Core[®] US Fund. This and other important information about the Fund is contained in the prospectus, which can be obtained at www.ghf-funds.com or by calling 877-270-2848. The prospectus should be read carefully before investing. The Good Harbor Tactical Core[®] US Fund is distributed by Northern Lights Distributors, LLC, member FINRA/SIPC. Good Harbor Financial, LLC is not affiliated with Northern Lights Distributors, LLC.

Performance and Risk Measures:

- 1) Performance at net asset value ("NAV") does not include the effect of sales charges. Class A share performance, including sales charges, reflects the maximum applicable front-end sales load of 5.75%.
- 2) The S&P 500 Total Return Index is the total return version of the S&P 500 Index which includes the effects of reinvested dividends. The S&P 500 Index is a capitalization-weighted index of 500 stocks designed to measure performance of the broad domestic economy through changes in the aggregate market value representing all major industries. Investments cannot be made in an index. The data shown does not reflect or compare features of an actual investment, such as its objectives, costs and expenses, liquidity, safety, guarantees or insurance, fluctuation of principal or return, or tax features.
- 3) Performance results include the effect of expense reduction arrangements for some or all of the periods shown. If those arrangements had not been in place, the performance results for those periods would have been lower.
- 4) Information is subject to change and is not intended to represent any past or future investment recommendations. Allocations are as of the end of each month.
- 5) Standard Deviation, Alpha, Beta, R-Squared, Correlation, Sortino Ratio, Sharpe Ratio, Upside Capture, Downside Capture, are since inception of GHUAX.

Glossary of Terms:

Alpha - a measure of actual returns and expected performance, given a level of risk (as measured by beta).

Beta - a measure of the volatility, or systematic risk, of the composite portfolio in comparison to the market as a whole.

Correlation - a statistical measure of how two securities move in relation to each other.

R-squared - a measure which indicates how much of the Fund's fluctuations are attributable to movements of its benchmark.

Sharpe ratio - a measure of risk-adjusted performance.

Sortino ratio - a measure of the differentiation of upwards and downwards volatility providing a risk-adjusted measure of performance without penalizing for upward price changes.

Standard deviation - a measure of the dispersion of returns; a large dispersion shows higher volatility.

Upside/downside capture ratio - a measure of whether an investment has outperformed, or lost less than, the market benchmark during periods of market ups and downs.

Risk Factors:

Mutual Funds involve risks including the possible loss of principal. ETF, ETN and Mutual Funds are subject to investment advisory and other expenses, which will be indirectly paid by the Fund. ETF, ETN and Mutual Funds are subject to issuer, fixed-income and risks specific to the fund. The Fund may invest in fixed income securities, including US Government Securities which are subject to changing financial conditions. Issuers may not make principal payments resulting in losses to the Fund. Market conditions could cause these securities to fall in tandem, creating correlation risk. Leveraged ETFs and borrowing magnifies the potential for loss and exposes the Fund to interest expenses on money borrowed. Loss may result from the Fund's investment in swaps, options, and futures. These instruments may be illiquid, difficult to value and leveraged so that small changes may produce disproportionate losses. Structured notes involve tracking risk, issuer default risk and may involve leverage risk. The Fund may invest directly or through ETFs in companies of any size capitalization, which may present more abrupt or erratic market movements than larger companies. As a non-diversified fund, the Fund may invest more than 5% of its total assets in the securities of one or more issuers. A higher portfolio turnover will result in higher transactional and brokerage costs and may result in higher taxes.

REGISTERED INVESTMENT ADVISER

Good Harbor Financial, LLC
30 South Wacker Drive, Suite 1300
Chicago, Illinois 60606

Main: 312.224.8150
Sales: 877.683.1282
Shareholder Services: 877.270.2848
Email: info@ghf-funds.com
Website: ghf-funds.com

ABOUT GOOD HARBOR FINANCIAL

Good Harbor Financial, LLC develops and manages a comprehensive suite of tactical investment solutions designed to fit into a wide range of portfolios for institutions, private investors and their financial advisors. Based in Chicago, the firm provides actively managed access to a broad range of global capital markets. Good Harbor's tactical investment strategies seek to enhance risk-adjusted returns by aligning capital with risk assets in periods of market strength, and by allocating to defensive assets in periods of market weakness. Our strategies are designed by an experienced team of individuals with strong quantitative backgrounds and who understand the responsibilities that come with professional asset management.

Neil Peplinski, CFA: Chairman, CIO, 20 years experience, MBA - University of Chicago

Paul Ingersoll: CEO, 25 years experience, MBA - University of Chicago