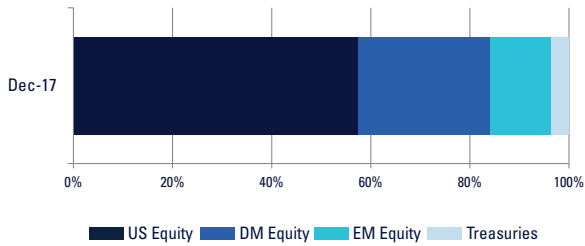




# Tactical Select Fund

CLASS A: GHSAX | CLASS C: GHSCX | CLASS I: GHSIX

## STRATEGY ALLOCATION <sup>4</sup>



## CHARACTERISTICS

Inception Date:\* May 16, 2014

As of: December 31, 2017

RISK MEASURES <sup>5</sup>	GHSIX	BENCHMARK
Standard Deviation	5.70%	9.83%
Alpha	2.34%	-
Beta	0.17	1.00
R2	0.09	1.00
Correlation	0.30	-
Sortino Ratio	1.07	1.55
Sharpe Ratio	0.65	0.81
Upside Capture	34.31%	100%
Downside Capture	35.71%	100%

	PERFORMANCE (NET OF FEES) <sup>1, 2, 3</sup>				
	ANNUALIZED TOTAL RETURN				
	QTD	YTD	1-YEAR	3-YEAR	INCEPTION*
GHSAX NAV	3.81%	14.99%	14.99%	-	10.19%
GHSAX LOAD	-2.17%	8.43%	8.43%	-	7.44%
GHSCX NAV	3.67%	14.16%	14.16%	-	9.56%
GHSIX NAV	3.93%	15.29%	15.29%	6.02%	3.93%
BENCHMARK	5.73%	23.97%	23.97%	9.30%	8.11%

\* GHSAX and GHSCX inception is August 31, 2015. GHSIX inception is May 16, 2014. Inception for the benchmark is calculated from May 16, 2014. Effective September 20, 2016, this fund changed its investment strategy and name. Performance prior to this date reflects the previous investment strategy. Performance thereafter reflects the new investment process.

The maximum sales charge (load) for GHSAX is 5.75%. The performance data quoted here represents past performance. For more current performance information to the most recent month-end, please call toll-free 877-270-2848 or visit our website, [www.ghf-funds.com](http://www.ghf-funds.com). Current performance may be lower or higher than the performance data quoted above. Past performance is no guarantee of future results. The investment return and principal value of an investment in the Fund will fluctuate so that investors' shares, when redeemed, may be worth more or less than their original cost. The Fund's investment adviser has contractually agreed to reduce its fees and/or absorb expenses until at least January 31, 2019 to ensure that net annual, operating expenses of the Class A, C and I Shares will not exceed 2.33%, 3.08%, and 2.08% respectively, subject to possible recoupment from the Fund in future years. Without these waivers, the Class A, C, and I share total annual operating expenses would be 2.33%, 3.08%, 2.08%. Please review the Fund's prospectus for more information regarding the Fund's fees and expenses.

## THREE-YEAR MORNINGSTAR RATING (GHSIX) ★★★★★

Three-year rating out of 258 Tactical Allocation funds as of 12-31-17 (Ratings are based on risk-adjusted total returns)

## INVESTMENT PHILOSOPHY

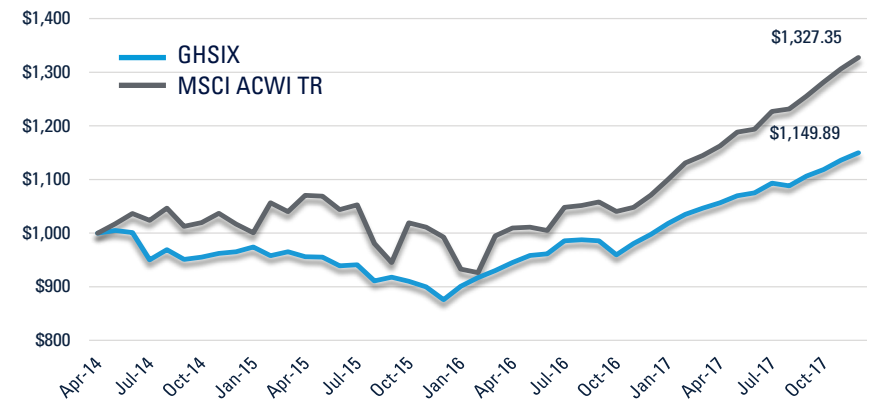
The underlying premise of the Fund is that blending tactical strategies together can reduce the volatility of the overall investment. Our research shows that tactical investment strategies are less correlated to traditional, strategic investment benchmarks; and they are less correlated to one another.

We believe these strategies can be beneficial over a market cycle; blending them together may reduce the volatility, relative to any single strategy. Tactical strategies are investments which can hold exposure to a target asset class risk, but can also move away from that asset class risk under certain circumstances.

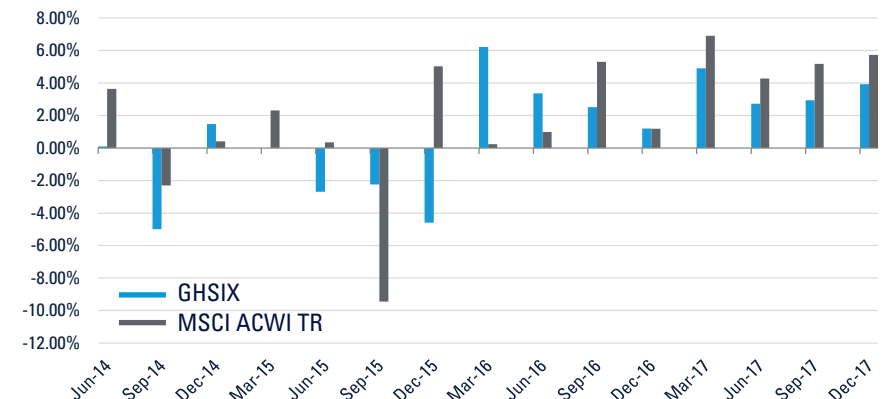
## INVESTMENT APPROACH

- Seeks to generate return from capital appreciation and income
- Seeks to carry exposure during more favorable risk conditions, and to allocate defensively under less favorable conditions by tactically adjusting the Fund's equity exposure
- Invests across US and international equity markets, and US sectors, or bonds or cash
- Broad market exposure, across market caps or sectors utilizing liquid ETFs
- Designed to potentially reduce the volatility of any single strategy through a selection of strategy combinations by the Adviser

## GROWTH OF A \$1,000 INVESTMENT (NET OF FEES) <sup>1, 2, 3</sup>



## QUARTERLY RETURNS (NET OF FEES) <sup>1, 2, 3</sup>



**There is no guarantee that any investment will achieve its objectives. Data quoted is past performance and current performance may be lower or higher. Past performance is no guarantee of future results. Investment return and principal value of an investment will fluctuate, and shares, when redeemed, may be worth more or less than their original cost.**



# Tactical Select Fund

CLASS A: GHSAX | CLASS C: GHSCX | CLASS I: GHSIX

## DISCLOSURES

Ratings and rankings are only one form of performance measurement. For current performance information, please call toll free 877-270-2848 or visit [www.ghf-funds.com](http://www.ghf-funds.com). Rank within Morningstar category does not account for sales charges. The Morningstar Rating™ for funds, or "star rating," is calculated for managed products (including mutual funds, variable annuity and variable life subaccounts, exchange-traded funds, closed-end funds, and separate accounts) with at least a three-year history. Exchange-traded funds and open-ended mutual funds are considered a single population for comparative purposes. It is calculated based on a Morningstar Risk-Adjusted Return measure that accounts for variation in a managed product's monthly excess performance, placing more emphasis on downward variations and rewarding consistent performance. The Morningstar Rating does not include any adjustment for sales loads. The top 10% of products in each product category receive 5 stars, the next 22.5% receive 4 stars, the next 35% receive 3 stars, the next 22.5% receive 2 stars, and the bottom 10% receive 1 star. The Overall Morningstar Rating for a managed product is derived from a weighted average of the performance figures associated with its three-, five-, and 10-year (if applicable) Morningstar Rating metrics. The Good Harbor Tactical Select Fund was rated against 258 Tactical Allocation category funds based on risk-adjusted returns as of 12/31/2017. Past performance is no guarantee of future results.

© 2018 Morningstar. All Rights Reserved. The information contained herein: (1) is proprietary to Morningstar and/or its content providers; (2) may not be copied or distributed; and (3) is not warranted to be accurate, complete or timely. Neither Morningstar nor its content providers are responsible for any damages or losses arising from any use of this information. Past performance is no guarantee of future results.

Morningstar Rating is for the I share class only; other classes may have different performance characteristics.

**Investors should carefully consider the investment objectives, risks, charges and expenses of the Good Harbor Tactical Select Fund. This and other important information about the Fund is contained in the prospectus, which can be obtained at [www.ghf-funds.com](http://www.ghf-funds.com) or by calling 877-270-2848. The prospectus should be read carefully before investing. The Good Harbor Tactical Select Fund is distributed by Northern Lights Distributors, LLC, member FINRA/SIPC. Good Harbor Financial, LLC is not affiliated with Northern Lights Distributors, LLC.**

## Performance and Risk Measures:

Effective September 20, 2016, this fund changed its investment strategy and name. Performance prior to this date reflects the previous investment strategy. The information herein reflects the new investment process.

1) Performance at net asset value ("NAV") does not include the effect of sales charges. Class A share performance, including sales charges, reflects the maximum applicable front-end sales load of 5.75%.

2) The MSCI ACWI Index is a free float-adjusted market capitalization weighted index that is designed to measure the equity market performance of developed and emerging markets. Net total return indexes reflect the reinvestment of dividends after the deduction of withholding taxes. Investments cannot be made in an index. The data shown does not reflect or compare features of an actual investment, such as its objectives, costs and expenses, liquidity, safety, guarantees or insurance, fluctuation of principal or return, or tax features.

3) Performance results include the effect of expense reduction arrangements for some or all of the periods shown. If those arrangements had not been in place, the performance results for those periods would have been lower.

4) Information is subject to change and is not intended to represent any past or future investment recommendations. Allocations are as of the end of each month.

5) Standard Deviation, Alpha, Beta, R-Squared, Correlation, Sortino Ratio, Sharpe Ratio, Upside Capture, Downside Capture, are since inception of GHSIX.

## Glossary of Terms:

**Alpha** - a measure of actual returns and expected performance, given a level of risk (as measured by beta).

**Beta** - a measure of the volatility, or systematic risk, of the composite portfolio in comparison to the market as a whole.

**Correlation** - a statistical measure of how two securities move in relation to each other.

**R-squared** - a measure which indicates how much of the Fund's fluctuations are attributable to movements of its benchmark.

**Sharpe ratio** - a measure of risk-adjusted performance.

**Sortino ratio** - a measure of the differentiation of upwards and downwards volatility providing a risk-adjusted measure of performance without penalizing for upward price changes.

**Standard deviation** - a measure of the dispersion of returns; a large dispersion shows higher volatility.

**Upside/downside capture ratio** - a measure of whether an investment has outperformed, or lost less than, the market benchmark during periods of market ups and downs.

## Risk Factors:

Mutual fund investing involves risks including the possible loss of principal.

ETFs, ETNs and mutual funds are subject to investment advisory and other expenses, which will be indirectly paid by the Fund. ETFs, ETNs and mutual funds are subject to issuer, fixed-income and risks specific to the fund. As a non-diversified fund, the Fund may invest more than 5% of its total assets in the securities of one or more issuers. A higher portfolio turnover will result in higher transactional and brokerage costs and may result in higher taxes.

Leveraged ETFs and borrowing magnify the potential for loss and expose the Fund to interest expenses on money borrowed. The Fund may invest in derivatives, including futures. Leveraged ETFs and derivatives will amplify losses because they are designed to produce returns that are a multiple of the equity index to which they are linked. Derivative instruments may be illiquid, difficult to value and leveraged so that small changes may produce disproportionate losses. Losses may result from a lack of correlation between the value of the leveraged ETFs and derivatives and the value of the underlying asset or index.

Foreign investing involves risks not typically associated with US investments, including adverse fluctuations in foreign currency values, adverse political, social and economic developments, less liquidity, greater volatility, less developed or less efficient trading markets, political instability and differing auditing and legal standards. These risks can be greater when investing in emerging markets.

The Fund may invest in fixed income securities, including US Government securities which are subject to changing financial and interest rate conditions. Issuers may not make principal payments resulting in losses to the Fund. Market conditions could cause these securities to fall in tandem, creating correlation risk.

## REGISTERED INVESTMENT ADVISER

**Good Harbor Financial, LLC**  
330 E. Main Street, 3rd Floor  
Barrington, Illinois 60010

**Main:** 312.224.8150  
**Sales:** 877.683.1282  
**Shareholder Services:** 877.270.2848  
**Email:** [info@ghf-funds.com](mailto:info@ghf-funds.com)  
**Website:** [ghf-funds.com](http://ghf-funds.com)

## ABOUT GOOD HARBOR FINANCIAL

Good Harbor Financial, LLC develops and manages a comprehensive suite of tactical investment solutions designed to fit into a wide range of portfolios for institutions, private investors and their financial advisors. Based in Chicago, the firm provides actively managed access to a broad range of global capital markets. Good Harbor's tactical investment strategies seek to enhance risk-adjusted returns by aligning capital with risk assets in periods of market strength, and by allocating to defensive assets in periods of market weakness. Our strategies are designed by an experienced team of individuals with strong quantitative backgrounds and who understand the responsibilities that come with professional asset management.

Neil Peplinski, CFA: Chairman, CIO, 20 years experience, MBA - University of Chicago

Yash Patel, CFA: COO, 14 years experience, MBA - University of Chicago

David Armstrong: Portfolio Manager, 29 years experience, MBA - University of Chicago